

DPX™ PLUS DIGITAL PROTOCOL TECHNOLOGY APPLICATION GUIDE

MAKE/MODEL	YEAR(S)	PIE PART#	LOCATION	NOTES
ACURA				
3.2 TL	2004-2006	HON03/PC-^^	14-Pin connector at headunit	Not compatible if equipped with factory XM radio.
CL	1997-1999	HON/PC-***	8-Pin connector in trunk	
Integra	1992-2001	HON/PC-***	8-Pin connector in trunk	
Legend	1992-1995	HON/PC-***	8-Pin connector in trunk	
MDX	2005-2006	HON03/PC-^^	14-Pin connector at headunit	Not compatible if equipped with factory XM radio.
RL	1996-2001	HON/PC-***	8-Pin connector in trunk	Not compatible if equipped with factory Navigation.
TL	1995-1998	HON/PC-***	8-Pin connector in trunk	
TSX	2004-2006	HON03/PC-^^	14-Pin connector at headunit	Not compatible if equipped with factory XM radio.
Vigor	1992-1994	HON-***	8-Pin connector in trunk	

→ *** at the end of part # indicates that part is available for SAN and KNN (Sanyo-based and Kenwood CD Changers)
 → ^^ at the end of part # indicates that part is available for ALP, SAN, SON, and PIOX (Alpine, Sanyo-based and Sony CD Changer and Pioneer CD Changer/ XM receiver).

Note 1: Uses 6-Disc Changer only.
 Note 2: HON03/PC-^^ also requires PIE part # HON03-F/MM if vehicle is equipped with Navigation.

AUDI				
A3	2006	VWR/PC-***	8-Pin connector at headunit	Use Part # AUD/PC-*** if pre-wired with a 13-Pin DIN connector.
A4	1998-2005	VWR/PC-***	8-Pin connector at headunit	Use Part # AUD/PC-*** if pre-wired with a 13-Pin DIN connector.
A6	1998-2005	VWR/PC-***	8-Pin connector at headunit	Use Part # AUD/PC-*** if pre-wired with a 13-Pin DIN connector.
A8	1998-2005	VWR/PC-***	8-Pin connector at headunit	Use Part # AUD/PC-*** if pre-wired with a 13-Pin DIN connector.
Allroad	2001-2005	VWR/PC-***	8-Pin connector at headunit	Use Part # AUD/PC-*** if pre-wired with a 13-Pin DIN connector.
Cabriolet	1998	VWR/PC-***	8-Pin connector at headunit	Use Part # AUD/PC-*** if pre-wired with a 13-Pin DIN connector.
RS6	2003	VWR/PC-***	8-Pin connector at headunit	Use Part # AUD/PC-*** if pre-wired with a 13-Pin DIN connector.
S4	2000-2005	VWR/PC-***	8-Pin connector at headunit	Use Part # AUD/PC-*** if pre-wired with a 13-Pin DIN connector.
S6	2002-2003	VWR/PC-***	8-Pin connector at headunit	Use Part # AUD/PC-*** if pre-wired with a 13-Pin DIN connector.
S8	2001-2003	VWR/PC-***	8-Pin connector at headunit	Use Part # AUD/PC-*** if pre-wired with a 13-Pin DIN connector.
TT	2000-2005	VWR/PC-***	8-Pin connector at headunit	Use Part # AUD/PC-*** if pre-wired with a 13-Pin DIN connector.
A6/ A8/ Q7	2006	Not Compatible		

→ *** at the end of part # indicates that part is available for ALP, KNN, KNNSR, PAN, PIOX, SAN, and SON (Alpine, Kenwood, Panasonic, Pioneer, Sanyo, and Sony 6-Disc Changers, Pioneer XM or Kenwood Sirius receivers).

Note 1: Not compatible if vehicle is equipped with factory Navigation or Satellite.
 Note 2: 2002-Up models equipped with the "Symphony II" (6-disc in-dash) headunit will also require PIE Part# AA3-HAR.
 PIE Part# AA3-HAR is not required when using PIE Part# AUD/PC-***


BMW				
3-Series	1996-2006	BMW/PC-***	3 & 6-Pin connectors in rear driver side	Not compatible with models equipped with DSP.
5-Series	1997-2003	BMW/PC-***	3 & 6-Pin connectors in rear driver side	Not compatible with models equipped with DSP.
5-Series	2004-2007	Not Compatible		
6-Series	2004-2007	Not Compatible		
7-Series	1996 - Up	Not Compatible		
8-Series	1996-1997	BMW/PC-***	3 & 6-Pin connectors in rear driver side	Not compatible with models equipped with DSP.
M	2000-2002	BMW/PC-***	3 & 6-Pin connectors in rear driver side	Not compatible with models equipped with DSP.
M3	1996-2003	BMW/PC-***	3 & 6-Pin connectors in rear driver side	Not compatible with models equipped with DSP.
M5	2000-2003	BMW/PC-***	3 & 6-Pin connectors in rear driver side	Not compatible with models equipped with DSP.
X3	2004-2006	BMW/PC-***	3 & 6-Pin connectors in rear driver side	Not compatible with models equipped with DSP.
X5	2001-2006	BMW/PC-***	3 & 6-Pin connectors in rear driver side	Not compatible with models equipped with DSP.
Z3	1996-2002	BMW/PC-***	3 & 6-Pin connectors in rear driver side	Not compatible with models equipped with DSP.
Z4	2003-2006	BMW/PC-***	3 & 6-Pin connectors in rear driver side	Not compatible with models equipped with DSP.
Z8	2000-2003	BMW/PC-***	3 & 6-Pin connectors in rear driver side	Not compatible with models equipped with DSP.

→ *** at the end of part # indicates that part is available for ALP, KNNSR, PIOX, SAN, and SON (Alpine, Kenwood, Pioneer, Sanyo-based or Sony CD Changer, Pioneer XM or Kenwood Sirius receivers).

BUICK				
Allure	2005-2007	GM12/PC-***	12-Pin connector at headunit	Must have XM/CD Changer ready headunit.
Century	1997-2003	GM10/PC-KNW	10-Pin connector in trunk	
Century	2004-2005	GM12/PC-***	12-Pin connector at headunit	Must have XM/CD Changer ready headunit.
LaCrosse	2005-2007	GM12/PC-***	12-Pin connector at headunit	Must have XM/CD Changer ready headunit.
Le Sabre	1995-1999	GM10/PC-KNW	10-Pin connector in trunk	
Park Avenue	1995-2003	GM10/PC-KNW	10-Pin connector in trunk	
Rainier	2004-2006	GM12PC-***	12-Pin connector at headunit	Must have XM/CD Changer ready headunit.
Regal	1995-2003	GM10/PC-KNW	10-Pin connector in trunk	
Rendezvous	2002-2007	GM12/PC-***	12-Pin connector at headunit	Must have XM/CD Changer ready headunit.
Riviera	1996-1999	GM10/PC-KNW	10-Pin connector in trunk	
Roadmaster	1995-1996	GM10/PC-KNW	10-Pin connector in trunk	
Skyllark	1996-1998	GM10/PC-KNW	10-Pin connector in trunk	

→ *** at the end of part # indicates that part is available for KNNSR or PIOX (Kenwood CD Changer/ Sirius receiver or Pioneer CD Changer/ XM receiver).

Note 1: PIE Part# GM10/PC-KNW is not compatible with On-Star.



DPX™ PLUS DIGITAL PROTOCOL TECHNOLOGY APPLICATION GUIDE

MAKE/MODEL	YEAR(S)	PIE PART#	LOCATION	NOTES
<u>CADILLAC</u>				
Catera*	1997-1999	GM10/PC-KNW	10-Pin connector in trunk	Not compatible with 2000-Up Catera.
Deville	1995-1999	GM10/PC-KNW	10-Pin connector in trunk	
Escalade	1999-2002	GM9/PC-KNW	9-Pin connector at headunit	
Escalade	2003-2006	GM12/PC-***	12-Pin connector at headunit	Radio must have a "BAND" button.
EXT	2003-2006	GM12/PC-***	12-Pin connector at headunit	Radio must have a "BAND" button.
Seville	1995-2001	GM10/PC-KNW	10-Pin connector in trunk	

➔ *** at the end of part # indicates that part is available for KNNSR or PIOX (Kenwood CD Changer/ Sirius receiver or Pioneer CD Changer/ XM receiver).

*Note 1: Catera requires Cadillac factory CD data cable Part # 12484910 if not pre-wired.

Note 2: PIE Part# GM10/PC-KNW is not compatible with On-Star.

Note 3: GM9/PC-KNW not compatible with single DIN 6-disc (in-dash) slave CD Changer; GM9/PC-KNW takes the place of this 6-disc slave CD Changer.

Note 4: GM radios 2000 and earlier are not capable of controlling two units; therefore, these radios will need to have the slave unit disconnected.

Note 5: Not compatible if vehicle is equipped with factory Satellite.

CHEVROLET

Astro Van	1996-2005	GM9/PC-KNW	9-Pin connector at headunit	
Avalanche	2002	GM9/PC-KNW	9-Pin connector at headunit	
Avalanche	2003-2006	GM12/PC-***	12-Pin connector at headunit	Radio must have a "BAND" button.
Aveo	2004-2005	Not Compatible		
Blazer	1998-2002	GM9/PC-KNW	9-Pin connector at headunit	
Blazer	2003-2005	GM12/PC-***	12-Pin connector at headunit	Radio must have a "BAND" button.
Camaro	1997-2002	GM9/PC-KNW	9-Pin connector at headunit	Radio must have a "BAND" button.
Cavalier	1996-1999	GM9/PC-KNW	9-Pin connector at headunit	
Cavalier	2003-2005	GM12/PC-***	12-Pin connector at headunit	Radio must have a "BAND" button.
Cobalt	2005-2006	Not Compatible		
Colorado	2004-2006	GM12/PC-***	12-Pin connector at headunit	Radio must have a "BAND" button.
Corvette	1997-2004	GM10/PC-KNW	10-Pin connector in trunk or hatch	Use with PIE Part # COR-HAR if not pre-wired.
Corvette	2005-2007	GM12/PC-***	12-Pin connector at headunit	Radio must have a "BAND" button.
Express Van	2003-2005	GM12/PC-***	12-Pin connector at headunit	Radio must have a "BAND" button.
Impala	1995-1997	GM9/PC-KNW	9-Pin connector at headunit	
Impala	2002-2005	GM12/PC-***	12-Pin connector at headunit	Radio must have a "BAND" button.
Lumina	1996-1999	GM9/PC-KNW	9-Pin connector at headunit	
Lumina	2000-2005	GM12/PC-***	12-Pin connector at headunit	Radio must have a "BAND" button.
Malibu	1997-2000	GM9/PC-KNW	9-Pin connector at headunit	Radio must be AM/FM/Cassette with "TAPE/AUX" button.
Malibu	2002-2003	GM12/PC-***	12-Pin connector at headunit	Radio must have a "BAND" button.
Malibu	2004-2006	Not Compatible		
Monte Carlo	1996-1999	GM9/PC-KNW	9-Pin connector at headunit	
Monte Carlo	2002-2005	GM12/PC-***	12-Pin connector at headunit	Radio must have a "BAND" button.
C/K Truck	1995-2002	GM9/PC-KNW	9-Pin connector at headunit	
C/K Truck	2003-2006	GM12/PC-***	12-Pin connector at headunit	Radio must have a "BAND" button.
S10 Truck	1998-2002	GM9/PC-KNW	9-Pin connector at headunit	
S10 Truck	2003-2005	GM12/PC-***	12-Pin connector at headunit	Radio must have a "BAND" button.
Silverado	1996-2002	GM9/PC-KNW	9-Pin connector at headunit	
Silverado	2003-2006	GM12/PC-***	12-Pin connector at headunit	Radio must have a "BAND" button.
Silverado Classic	2007	GM12/PC-***	12-Pin connector at headunit	Radio must have a "BAND" button.
Suburban	1995-2002	GM9/PC-KNW	9-Pin connector at headunit	
Suburban	2003-2006	GM12/PC-***	12-Pin connector at headunit	Radio must have a "BAND" button.
SSR	2004-2006	GM12/PC-***	12-Pin connector at headunit	Radio must have a "BAND" button.
Tahoe	1995-2002	GM9/PC-KNW	9-Pin connector at headunit	
Tahoe	2003-2006	GM12/PC-***	12-Pin connector at headunit	Radio must have a "BAND" button.
TrailBlazer	2002-2006	GM12/PC-***	12-Pin connector at headunit	Radio must have a "BAND" button.
Uplander	2005	GM12/PC-***	12-Pin connector at headunit	Radio must have a "BAND" button.
Venture	1997-1999	GM9/PC-KNW	9-Pin connector at headunit	
Venture	2000-2005	GM12/PC-***	12-Pin connector at headunit	Radio must have a "BAND" button.

➔ *** at the end of part # indicates that part is available for KNNSR or PIOX (Kenwood CD Changer/ Sirius receiver or Pioneer CD Changer/ XM receiver).

Note 1: PIE Part# GM9/PC-KNW and GM10/PC-KNW is not compatible with On-Star.

Note 2: GM9/PC-KNW not compatible with single DIN 6-disc (in-dash) slave CD Changer; GM9/PC-KNW takes the place of this 6-disc slave CD Changer.

Note 3: GM12/PC-*** is compatible with Navigation (Touch and Non-Touch) screen radios.


Note 4: GM radios 2000 and earlier are not capable of controlling two units; therefore, these radios will need to have the slave unit disconnected.

Note 5: Not compatible if vehicle is equipped with factory Satellite.

Note 6: 1995-1999 AM/FM/CD radios are not compatible.

CHRYSLER

300	2005-2006	Not Compatible		
300M	1999-2001	CHRY98/PC-^^^	8-Pin connector at headunit	Must be a 'Round Face' radio with a "CD-C" button.
300M	2002-2004	CHRY02/PC-^^^	10-Pin connector at headunit	Must be a 'Round Face' radio with a "MODE" button.
300M	2002-2004	CHRY02/PC-PIOX	10-Pin connector at headunit	Must be a 'Round Face' radio with a "MODE" button.



DPX™ PLUS DIGITAL PROTOCOL TECHNOLOGY APPLICATION GUIDE

MAKE/MODEL	YEAR(S)	PIE PART#	LOCATION	NOTES
Cirrus	1995-2000	CHRY/PC-***	8-Pin connector at headunit	
Concorde	1995-1997	CHRY/PC-***	8-Pin connector at headunit	
Concorde	1998-2001	CHRY98/PC-^^^	8-Pin connector at headunit	Must be a 'Round Face' radio with a "CD-C" button.
Concorde	2002-2005	CHRY02/PC-^^^	10-Pin connector at headunit	Must be a 'Round Face' radio with a "MODE" button.
Crossfire	2004-2006	Not Compatible		
Grand Voyager	2000	CHRY/PC-***	8-Pin connector at headunit	
LeBaron	1995	CHRY/PC-***	8-Pin connector at headunit	
LHS	1995-1998	CHRY/PC-***	8-Pin connector at headunit	
LHS	1999-2001	CHRY98/PC-^^^	8-Pin connector at headunit	Must be a 'Round Face' radio with a "CD-C" button.
LHS	2002-2004	CHRY02/PC-^^^	10-Pin connector at headunit	Must be a 'Round Face' radio with a "MODE" button.
LHS	2002-2004	CHRY02/PC-PIOX	10-Pin connector at headunit	Must be a 'Round Face' radio with a "MODE" button.
New Yorker	1995-1996	CHRY/PC-***	8-Pin connector at headunit	
Pacifica	2003-2006	CHRY02/PC-^^^	10-Pin connector at headunit	Must be a 'Round Face' radio with a "MODE" button.
Pacifica	2003-2006	CHRY02/PC-PIOX	10-Pin connector at headunit	Must be a 'Round Face' radio with a "MODE" button.
PT Cruiser	2001	CHRY98/PC-^^^	8-Pin connector at headunit	Must be a 'Round Face' radio with a "CD-C" button.
PT Cruiser	2002-2005	CHRY02/PC-^^^	10-Pin connector at headunit	Must be a 'Round Face' radio with a "MODE" button.
PT Cruiser	2002-2005	CHRY02/PC-PIOX	10-Pin connector at headunit	Must be a 'Round Face' radio with a "MODE" button.
PT Cruiser	2006	Not Compatible		
Sebring	1995-2000	CHRY/PC-***	8-Pin connector at headunit	
Sebring	2001	CHRY98/PC-^^^	8-Pin connector at headunit	Must be a 'Round Face' radio with a "CD-C" button.
Sebring	2002-2006	CHRY02/PC-^^^	10-Pin connector at headunit	Must be a 'Round Face' radio with a "MODE" button.
Sebring	2002-2006	CHRY02/PC-PIOX	10-Pin connector at headunit	Must be a 'Round Face' radio with a "MODE" button.
Town & Country	1995-2000	CHRY/PC-***	8-Pin connector at headunit	
Town & Country	2001	CHRY98/PC-^^^	8-Pin connector at headunit	Must be a 'Round Face' radio with a "CD-C" button.
Town & Country	2002-2006	CHRY02/PC-^^^	10-Pin connector at headunit	Must be a 'Round Face' radio with a "MODE" button.
Town & Country	2002-2006	CHRY02/PC-PIOX	10-Pin connector at headunit	Must be a 'Round Face' radio with a "MODE" button.
Voyager	2000	CHRY/PC-***	8-Pin connector at headunit	
Voyager	2001	CHRY98/PC-^^^	8-Pin connector at headunit	Must be a 'Round Face' radio with a "CD-C" button.
Voyager	2002-2004	CHRY02/PC-^^^	10-Pin connector at headunit	Must be a 'Round Face' radio with a "MODE" button.
Voyager	2002-2004	CHRY02/PC-PIOX	10-Pin connector at headunit	Must be a 'Round Face' radio with a "MODE" button.

➔ *** at the end of part # indicates that part is available for ALP, KNN, SAN (Alpine, Kenwood, or Sanyo-based CD Changer).

➔ ^^ at the end of part indicates that part is available for ALP, KNN, KNNRSR, SAN (Alpine, Kenwood CD Changer, Kenwood Sirius receiver, or Sanyo-based CD Changer).

Note 1: Not compatible with "RBQ" (6-disc in-dash), "RB4" (Navigation), "RAH" and "REV" radios.


Note 2: Not compatible if vehicle is equipped with factory Satellite radio.

Note 3: CHRY/PC-*** - radio must be one of the following CD Changer controller headunits:

- 5-preset radio with 5-band EQ, "DISC ^" and "DISC v" on presets 1 and 5, and "MODE" button,
- 6-preset radio with Bass and Treble slider controls, "DIRECT DISC SELECT 1-6" printed above radio presets, and "MODE/EJECT" button.

DODGE

Avenger	1995-2000	CHRY/PC-***	8-Pin connector at headunit	
Caliber	2006	Not Compatible		
Caravan	1995-2000	CHRY/PC-***	8-Pin connector at headunit	
Caravan	2001	CHRY98/PC-^^^	8-Pin connector at headunit	Must be a 'Round Face' radio with a "CD-C" button.
Caravan	2002-2006	CHRY02/PC-^^^	10-Pin connector at headunit	Must be a 'Round Face' radio with a "MODE" button.
Caravan	2002-2006	CHRY02/PC-PIOX	10-Pin connector at headunit	Must be a 'Round Face' radio with a "MODE" button.
Charger	2006	Not Compatible		
Dakota	1995-2000	CHRY/PC-***	8-Pin connector at headunit	
Dakota	2001	CHRY98/PC-^^^	8-Pin connector at headunit	Must be a 'Round Face' radio with a "CD-C" button.
Dakota	2002-2004	CHRY02/PC-^^^	10-Pin connector at headunit	Must be a 'Round Face' radio with a "MODE" button.
Dakota	2002-2004	CHRY02/PC-PIOX	10-Pin connector at headunit	Must be a 'Round Face' radio with a "MODE" button.
Dakota	2005-2006	Not Compatible		
Durango	1998-2000	CHRY/PC-***	8-Pin connector at headunit	
Durango	2001	CHRY98/PC-^^^	8-Pin connector at headunit	Must be a 'Round Face' radio with a "CD-C" button.
Durango	2002-2003	CHRY02/PC-^^^	10-Pin connector at headunit	Must be a 'Round Face' radio with a "MODE" button.
Durango	2002-2003	CHRY02/PC-PIOX	10-Pin connector at headunit	Must be a 'Round Face' radio with a "MODE" button.
Durango	2004-2006	Not Compatible		
Grand Caravan	1995-2000	CHRY/PC-***	8-Pin connector at headunit	
Intrepid	1995-1997	CHRY/PC-***	8-Pin connector at headunit	
Intrepid	1998-2001	CHRY98/PC-^^^	8-Pin connector at headunit	Must be a 'Round Face' radio with a "CD-C" button.
Intrepid	2002-2004	CHRY02/PC-^^^	10-Pin connector at headunit	Must be a 'Round Face' radio with a "MODE" button.
Intrepid	2002-2004	CHRY02/PC-PIOX	10-Pin connector at headunit	Must be a 'Round Face' radio with a "MODE" button.
Magnum	2005-2006	Not Compatible		
Neon	1995-2000	CHRY/PC-***	8-Pin connector at headunit	
Neon	2001	CHRY98/PC-^^^	8-Pin connector at headunit	Must be a 'Round Face' radio with a "CD-C" button.
Neon	2002-2005	CHRY02/PC-^^^	10-Pin connector at headunit	Must be a 'Round Face' radio with a "MODE" button.
Neon	2002-2005	CHRY02/PC-PIOX	10-Pin connector at headunit	Must be a 'Round Face' radio with a "MODE" button.
Ram	1995-2000	CHRY/PC-***	8-Pin connector at headunit	
Ram	2001	CHRY98/PC-^^^	8-Pin connector at headunit	Must be a 'Round Face' radio with a "CD-C" button.
Ram	2002-2005	CHRY02/PC-^^^	10-Pin connector at headunit	Must be a 'Round Face' radio with a "MODE" button.
Ram	2002-2005	CHRY02/PC-PIOX	10-Pin connector at headunit	Must be a 'Round Face' radio with a "MODE" button.



DPX™ PLUS DIGITAL PROTOCOL TECHNOLOGY APPLICATION GUIDE

MAKE/MODEL	YEAR(S)	PIE PART#	LOCATION	NOTES
Ram Pickup	2006	Not Compatible		
Spirit	1995-2000	CHRY/PC-***	8-Pin connector at headunit	
Stealth	1995	CHRY/PC-***	8-Pin connector at headunit	
Stratus	1995-1996	CHRY/PC-***	8-Pin connector at headunit	
Stratus	1995-2000	CHRY/PC-***	8-Pin connector at headunit	
Stratus	2001	CHRY98/PC-^^^	8-Pin connector at headunit	
Stratus	2002-2005	CHRY02/PC-^^^	10-Pin connector at headunit	
Stratus	2002-2005	CHRY02/PC-PIOX	10-Pin connector at headunit	
Viper	1995-2000	CHRY/PC-***	8-Pin connector at headunit	

Must be a 'Round Face' radio with a "CD-C" button.
Must be a 'Round Face' radio with a "MODE" button.
Must be a 'Round Face' radio with a "MODE" button.

→ *** at the end of part # indicates that part is available for ALP, KNN, SAN (Alpine, Kenwood, or Sanyo-based CD Changer).

→ ^^ at the end of part indicates that part is available for ALP, KNN, KNNSR, SAN (Alpine, Kenwood CD Changer, Kenwood Sirius receiver, or Sanyo-based CD Changer).

Note 1: Not compatible with "RBQ" (6-disc in-dash), "RB4" (Navigation), "RAH" and "REV" radios.

Note 2: Not compatible if vehicle is equipped with factory Satellite radio.

Note 3: CHRY/PC-*** - radio must be one of the following CD Changer controller headunits:

- 5-preset radio with 5-band EQ, "DISC ^" and "DISC v" on presets 1 and 5, and "MODE" button,
- 6-preset radio with Bass and Treble slider controls, "DIRECT DISC SELECT 1-6" printed above radio presets, and "MODE/EJECT" button.

EAGLE

Summit	1995-1996	CHRY/PC-***	8-Pin connector at headunit
Talon	1995-1998	CHRY/PC-***	8-Pin connector at headunit
Vision	1995-1997	CHRY/PC-***	8-Pin connector at headunit

→ *** at the end of part # indicates that part is available for ALP, KNN, SAN (Alpine, Kenwood, or Sanyo-based CD Changer).


Note 1: Radio must be one of the following CD Changer controller headunits:

- 5-preset radio with 5-band EQ, "DISC ^" and "DISC v" on presets 1 and 5, and "MODE" button,
- 6-preset radio with Bass and Treble slider controls, "DIRECT DISC SELECT 1-6" printed above radio presets, and "MODE/EJECT" button.

FORD

2004 Models equipped with 6-Disc in-Dash, THX certified Navigation radio may use Part # FRD03/PC-***

Crown Victoria	1995-1997	FRDF/PC-***	16-Pin connector at headunit	Premium Audio System.
Crown Victoria	1995-1997	FRDR/PC-***	13 & 14-Pin connectors at RCU in trunk	JBL or LUX Audio System.
Crown Victoria	1998-2002	FRDN/PC-***	20-Pin connector at headunit	Use PIE Part # FRDW/PC-*** if pre-wired.
Crown Victoria	2003-2004	FRD03/PC-***	16 & 24-Pin connectors at headunit	Use PIE Part # FRDW/PC-*** if pre-wired.
Crown Victoria	2005-2006	Not Compatible		
Escape	2001-2005	FRDN/PC-***	20-Pin connector at headunit	Must be an external CD Changer capable radio.
Escape	2004-2005	FRD03/PC-***	16 & 24-Pin connectors at headunit	Radio Model 3L8T-18C815-FB only.
Escape Hybrid	2006	FRDC/PC-***	12-Pin connector at headunit	Navigation radio takes place of OEM CD Changer.
Escape Hybrid	2006	FRDW/PC-***	12-Pin data cable under passenger seat	Navigation radio takes place of OEM CD Changer.
Econoline	1997	FRDF/PC-***	16-Pin connector at headunit	
Econoline	1998-2005	FRDN/PC-***	20-Pin connector at headunit	
Escort	1997-2003	FRDW/PC-***	12-Pin data cable in trunk or rear	Oval-Faced radio - use FRDF/PC-*** at headunit - if not pre-wired.
Excursion	2000-2005	FRDN/PC-***	20-Pin connector at headunit	Must be an external CD Changer capable radio.
Expedition	1997-1998	FRDF/PC-***	16-Pin connector at headunit	Must be an external CD Changer capable radio.
Expedition	1999-2002	FRDN/PC-***	20-Pin connector at headunit	Must be an external CD Changer capable radio.
Explorer	1995-1997	FRDF/PC-***	16-Pin connector at headunit	Premium Audio System.
Explorer	1995-1997	FRDR/PC-***	13 & 14-Pin connectors at RCU in trunk	JBL or LUX Audio System.
Explorer	1998-2004	FRDN/PC-***	20-Pin connector at headunit	Must be an external CD Changer capable radio.
Five hundred	2005-2007	Not Compatible		
F-150 Pick Up	1997	FRDF/PC-***	16-Pin connector at headunit	Must be an external CD Changer capable radio.
F-Series Pick Up	1998-2003	FRDN/PC-***	20-Pin connector at headunit	Must be an external CD Changer capable radio.
F150	2004-2007	Not Compatible		
F250	2005-2007	Not Compatible		
F350	2005-2007	Not Compatible		
F550	2005-2007	Not Compatible		
Focus	2000-2003	FRDC/PC-***	12-Pin connector at headunit	Not compatible with Blaupunkt headunit.
Focus	2005-2007	Not Compatible		
Freestar	2004-2005	FRD03/PC-***	16 & 24-Pin connectors at headunit	Radio models 3F2T-18C868-AJ or 3F2T-18C869-AJ.
Freestyle	2005-2007	Not Compatible		
HN80 HeavyDuty	1996-1997	FRDF/PC-***	16-Pin connector at headunit	Must be an external CD Changer capable radio.
Mustang	2001-2004	FRDN/PC-***	20-Pin connector at headunit	Must be an external CD Changer capable radio.
Mustang	2004	FRD03/PC-***	16 & 24-Pin connectors at headunit	Radio model 3R3T-18C815-UE only.
Mustang	2005-2006	Not Compatible		
Ranger	1995-1997	FRDF/PC-***	16-Pin connector at headunit	Must be an external CD Changer capable radio.
Ranger	1998-2004	FRDN/PC-***	20-Pin connector at headunit	Must be an external CD Changer capable radio.



DPX™ PLUS DIGITAL PROTOCOL TECHNOLOGY APPLICATION GUIDE

MAKE/MODEL	YEAR(S)	PIE PART#	LOCATION	NOTES
Sport Trac	2000-2005	FRDN/PC-***	20-Pin connector at headunit	Must be an external CD Changer capable radio. Oval-Faced radio.
Taurus	1996-2006	FRDR/PC-***	13 & 14-Pin connectors at RCU in trunk	
Thunderbird	2001-2003	FRDN/PC-***	20-Pin connector at headunit	Must be an external CD Changer capable radio.
Thunderbird	2004-2005	Not Compatible		
Windstar	1999-2003	FRDN/PC-***	20-Pin connector at headunit	Must be an external CD Changer capable radio.

→ *** at the end of part # indicates that part is available for ALP, KNN, KNNSR, PIOX, SAN and SON (Alpine, Kenwood, Pioneer, Sanyo and Sony 6-Disc changers, Pioneer XM or Kenwood Sirius receivers).

Note 1: Not compatible with 2003 and up 6-disc headunits not equipped with external CD Changer capabilities.

Note 2: Not compatible if vehicle is equipped with factory Satellite or RSE (Rear Seat Entertainment).

GMC

Canyon	2004-2007	GM12/PC-***	12-Pin connector at headunit	Radio must have a "BAND" button.
Jimmy	1998-2002	GM9/PC-KNW	9-Pin connector at headunit	
Envoy	1999-2001	GM9/PC-KNW	9-Pin connector at headunit	
Envoy	2002-2006	GM12/PC-***	12-Pin connector at headunit	Radio must have a "BAND" button.
Sonoma	1998-2002	GM9/PC-KNW	9-Pin connector at headunit	
Sonoma	2003	GM12/PC-***	12-Pin connector at headunit	Radio must have a "BAND" button.
Safari	1996-2005	GM9/PC-KNW	9-Pin connector at headunit	
Sierra	1995-2002	GM9/PC-KNW	9-Pin connector at headunit	
Sierra	2003-2006	GM12/PC-***	12-Pin connector at headunit	Radio must have a "BAND" button.
Sierra Classic	2007	GM12/PC-***	12-Pin connector at headunit	Radio must have a "BAND" button.
Yukon	1995-2002	GM9/PC-KNW	9-Pin connector at headunit	
Yukon / Denali / XL	2003-2006	GM12/PC-***	12-Pin connector at headunit	Radio must have a "BAND" button.

→ *** at the end of part # indicates that part is available for KNNSR or PIOX (Kenwood CD Changer/ Sirius receiver or Pioneer CD Changer/ XM receiver).

Note 1: GM9/PC-KNW not compatible with single DIN 6-disc (in-dash) slave CD Changer; GM9/PC-KNW takes the place of this 6-disc slave CD Changer.

Note 2: GM radios 2000 and earlier are not capable of controlling two units; therefore, these radios will need to have the slave unit disconnected.

Note 3: Not compatible if vehicle is equipped with factory Satellite.

Note 4: PIE Part# GM9/PC-KNW and GM10/PC-KNW is not compatible with On-Star.

Note 5: 1995-1999 AM/FM/CD radios are not compatible.

HONDA

Accord	1992-1997	HON/PC-***	8-Pin connector at headunit	Use 6-disc CD Changer only.
Accord	1998-2002	HON98/PC-^^^	14-Pin connector at headunit	Use 6-disc CD Changer only.
Accord	2003-2007	HON03/PC-+++	14-Pin connector at headunit	Compatibility includes Hybrid models. Not compatible if equipped with factory Satellite.
Civic	1992-1998	HON/PC-***	8-Pin connector at headunit	Use 6-disc CD Changer only.
Civic	1999-2005	HON98/PC-^^^	14-Pin connector at headunit	Use 6-disc CD Changer only. Compatibility includes Si and Hybrid models.
Civic	2006	Not Compatible		
CRV	1997-1998	HON/PC-***	8-Pin connector at headunit	Use 6-disc CD Changer only.
CRV	1999-2004	HON98/PC-^^^	14-Pin connector at headunit	Use 6-disc CD Changer only.
CRV	2005-2006	HON03/PC-+++	14-Pin connector at headunit	Not compatible if equipped with factory Satellite.
Del Sol	1993-1997	HON/PC-***	8-Pin connector at headunit	Use 6-disc CD Changer only.
Element	2003-2006	HON03/PC-+++	14-Pin connector at headunit	Not compatible if equipped with factory Satellite.
Odyssey	1995-1998	HON/PC-***	8-Pin connector at headunit	Use 6-disc CD Changer only.
Odyssey	1999-2004	HON98/PC-^^^	14-Pin connector at headunit	Use 6-disc CD Changer only.
Odyssey	2005-2007	HON03/PC-+++	14-Pin connector at headunit	Not compatible if equipped with factory Satellite.
Pilot	2003-2005	HON98/PC-^^^	14-Pin connector at headunit	Use 6-disc CD Changer only.
Pilot	2006-2007	HON03/PC-+++	14-Pin connector at headunit	Not compatible if equipped with factory Satellite.
Prelude	1992-1998	HON/PC-***	8-Pin connector at headunit	Use 6-disc CD Changer only.
Prelude	1999-2001	HON98/PC-^^^	14-Pin connector at headunit	Use 6-disc CD Changer only.
S2000	2000-2003	HON98/PC-^^^	14-Pin connector at headunit	Use 6-disc CD Changer only.
S2000	2004-2006	HON03/PC-+++	14-Pin connector at headunit	Not compatible if equipped with factory Satellite.

→ *** at the end of part # indicates that part is available for KNN or SAN (Kenwood, or Sanyo-based CD Changer).

→ ^^ at the end of part # indicates that part is available for ALP, KNN, or SAN (Alpine, Kenwood, or Sanyo-based CD Changer).

→ +++ at the end of part # indicates that part is available for ALP, PIOX, SAN and SON (Alpine, Pioneer, Sony and Sanyo-based CD Changer and Pioneer XM Receiver).

Note 1: HON98/PC-^^^ - is not compatible with 1995 and up Passport or models equipped with 6-disc in-dash radios.


Note 2: HON03/PC-+++ also requires PIE Part # HON03-F/MM if vehicle is equipped with Navigation.

HUMMER

H2	2003-2007	GM12/PC-***	12-Pin connector at headunit	Radio must have a "BAND" button.
H2T	2004-2007	GM12/PC-***	12-Pin connector at headunit	Radio must have a "BAND" button.
H3	2005-2006	Not Compatible		


→ *** at the end of part # indicates that part is available for KNNSR or PIOX (Kenwood CD Changer/ Sirius receiver or Pioneer CD Changer/ XM receiver).

Note 1: PIE Part# GM12/PC*** is compatible with Navigation (Touch and Non-Touch) screen radios.




DPX™ PLUS DIGITAL PROTOCOL TECHNOLOGY APPLICATION GUIDE

MAKE/MODEL	YEAR(S)	PIE PART#	LOCATION	NOTES
<u>JAGUAR</u>				
S Type	2000-2002	JAGW/PC-***	12-Pin connector in trunk	
S Type	2000-2002	JAG/PC-***	12-Pin connector at headunit	
XJ12	1996	JAG96/PC-ALP	8-Pin connector in rear, drivers side	
XJ6	1996-1997	JAG96/PC-ALP	8-Pin connector in rear, drivers side	
XJ8	1997	JAG96/PC-ALP	8-Pin connector in rear, drivers side	
XJR	1996-1997	JAG96/PC-ALP	8-Pin connector in rear, drivers side	
XJS	1996	JAG96/PC-ALP	8-Pin connector in rear, drivers side	
<p>→ *** at the end of part # indicates that part is available for ALP, KNN, KNNSR, PIOX, SAN and SON (Alpine, Kenwood, Pioneer, Sanyo and Sony 6-disc changers, Pioneer XM or Kenwood Sirius receivers).</p> <p>Note 1: Use 6-Disc CD Changer only.</p>				
<u>JEEP</u>				
Cherokee	1996-1998	CHRY/PC-***	8-Pin connector at headunit	
Commander	2006	Not Compatible		
Grand Cherokee	1996-1998	CHRY/PC-***	8-Pin connector at headunit	
Grand Cherokee	1999-2001	CHRY98/PC-^^^	8-Pin connector at headunit	Must be 'Rounded Face' radio with a "CD-C" button.
Grand Cherokee	2002-2004	CHRY02/PC-^^^	10-Pin connector at headunit	Must be 'Rounded Face' radio with a "MODE" button.
Grand Cherokee	2005-2006	Not Compatible		
Liberty	2002-2005	CHRY02/PC-^^^	10-Pin connector at headunit	Must be 'Rounded Face' radio with a "MODE" button.
Wrangler	1997-1998	CHRY/PC-***	8-Pin connector at headunit	
Wrangler	2002-2005	CHRY02/PC-^^^	10-Pin connector at headunit	Must be 'Rounded Face' radio with a "MODE" button.
<p>→ *** at the end of part # indicates that part is available for ALP, KNN, SAN (Alpine, Kenwood, or Sanyo-based CD Changer).</p> <p>→ ^^ at the end of part indicates that part is available for ALP, KNN, KNNSR, SAN (Alpine, Kenwood CD Changer, Kenwood Sirius receiver, or Sanyo-based CD Changer).</p> <p>Note 1: Not compatible with "RBQ" (6-disc in-dash), "RB4" (Navigation), "RAH" and "REV" radios.</p> <p>Note 2: Not compatible if vehicle is equipped with factory Satellite radio.</p> <p>Note 3: CHRY/PC-*** - radio must be one of the following CD Changer controller headunits:</p> <ul style="list-style-type: none"> • 5-preset radio with 5-band EQ, "DISC ^" and "DISC v" on presets 1 and 5, and "MODE" button, • 6-preset radio with Bass and Treble slider controls, "DIRECT DISC SELECT 1-6" printed above radio presets, and "MODE/EJECT" button. 				
<u>LANDROVER</u>				
Discovery	1998-2003	LND/PC***	10-Pin connector under front passenger seat	
Freelander	2001-2002	LND/PC***	10-Pin connector under front passenger seat	
Freelander	2003-2004	LNDR/PC***	10-Pin connector at headunit	Visteon made radios only.
Range Rover	1998-2002	LND/PC***	10-Pin connector under front passenger seat	
<p>→ *** at the end of part # indicates that part is available for ALP, KNN, KNNSR, PIOX, SAN and SON (Alpine, Kenwood, Pioneer, Sanyo and Sony 6-disc changers, Pioneer XM or Kenwood Sirius receivers).</p>				
<u>LINCOLN</u>				
2004 Models equipped with 6-Disc in-Dash, THX certified Navigation radio may use Part # FRD03/PC-***				
Aviator	2002-2003	FRDN/PC-***	20-Pin connector at headunit	Use PIE Part # FRDW/PC-*** if pre-wired.
Aviator	2004-2005	FRD03/PC-***	16 & 24-Pin connectors at headunit	Must be an external CD Changer capable radio.
Continental	1995-1997	FRDF/PC-***	16-Pin connector at headunit	Premium Audio System.
Continental	1995-1997	FRDR/PC-***	13 & 14-Pin connectors at RCU in trunk	JBL or LUX Audio System.
Continental	1998-2002	FRDN/PC-***	20-Pin connector at headunit	Use PIE Part # FRDW/PC-*** if pre-wired.
LS	2000-2003	FRDN/PC-***	20-Pin connector at headunit	Must be an external CD Changer capable radio.
LS	2004-2005	FRD03/PC-***	16 & 24-Pin connectors at headunit	Must be an external CD Changer capable radio.
Mark VIII	1995-1998	FRDF/PC-***	16-Pin connector at headunit	Must be an external CD Changer capable radio.
Mark LT	2006-2007	Not Compatible		
Navigator	1997-1998	FRDF/PC-***	16-Pin connector at headunit	Must be an external CD Changer capable radio.
Navigator	1999-2002	FRDN/PC-***	20-Pin connector at headunit	Must be an external CD Changer capable radio.
Navigator	2003	Not Compatible		
Navigator	2004-2005	Not Compatible		
Town Car	1995-1997	FRDF/PC-***	16-Pin connector at headunit	Premium Audio System.
Town Car	1995-1997	FRDR/PC-***	13 & 14-Pin connectors at RCU in trunk	JBL or LUX Audio System.
Town Car	1998-2002	FRDW/PC-***	12-Pin connector in trunk/center console	Use PIE Part # FRDN/PC-*** at headunit if not pre-wired.
Town Car	2003-2004	FRD03/PC-***	16 & 24-Pin connectors at headunit	Must be an external CD Changer capable radio.
Town Car	2005-2006	Not Compatible		
Zephyr	2006	Not Compatible		
<p>→ *** at the end of part # indicates that part is available for ALP, KNN, KNNSR, PIOX, SAN and SON (Alpine, Kenwood, Pioneer, Sanyo and Sony 6-disc changers, Pioneer XM or Kenwood Sirius receivers).</p> <p>Note 1: Not compatible if vehicle is equipped with factory Satellite or RSE (Rear Seat Entertainment).</p> <p>Note 2: Not compatible with 2003 and up 6-disc headunits if not equipped with external CD Changer capabilities.</p>				



DPX™ PLUS DIGITAL PROTOCOL TECHNOLOGY APPLICATION GUIDE

MAKE/MODEL	YEAR(S)	PIE PART#	LOCATION	NOTES
<u>MAZDA</u>				
Mazda 3	2004-2006	MAZ/PC-ALP	16-Pin connector at headunit	
Protégé	2001-2003	MAZ/PC-ALP	16-Pin connector at headunit	
Protégé 5	2001-2003	MAZ/PC-ALP	16-Pin connector at headunit	
RX8*	2004-2006	MAZ/PC-ALP	16-Pin connector at headunit	
Tribute	2001-2002	FRDN/PC-***	20-Pin connector at headunit	Must be an external CD Changer capable radio.
Tribute	2003-2006	MAZ/PC-ALP	16-Pin connector at headunit	
Miata	2002-2006	MAZ/PC-ALP	16-Pin connector at headunit	
MPV	2002-2006	MAZ/PC-ALP	16-Pin connector at headunit	
B Series Truck	1995-1997	FRDF/PC-***	16-Pin connector at headunit	Must be an external CD Changer capable radio.
B Series Truck	1998-2001	FRDN/PC-***	20-Pin connector at headunit	Must be an external CD Changer capable radio.
<p>➔ *** at the end of part # indicates that part is available for ALP, KNN, KNNSR, PIOX, SAN and SON (Alpine, Kenwood, Pioneer, Sanyo and Sony 6-disc changers, Pioneer XM or Kenwood Sirius receivers).</p> <p>*Note: RX8 requires radio firmware ver.9.55 or greater. Press and hold "TEXT" button, while holding "TEXT" press and hold "PRESET#1" for a few seconds until version # appears on display.</p>				
<u>MERCURY</u>				
Cougar	1999-2002	FRDC/PC-***	12-Pin connector at headunit	Use 6-disc CD Changer only.
Grand Marquis	1995-1997	FRDF/PC-***	16-Pin connector at headunit	Premium Audio System.
Grand Marquis	1995-1997	FRDR/PC-***	13 & 14-Pin connectors at RCU in trunk	JBL or LUX Audio System.
Grand Marquis	1998-2002	FRDN/PC-***	20-Pin connector at headunit	Use PIE Part # FRDW/PC-*** if pre-wired.
Grand Marquis	2003-2004	FRD03/PC-***	16 & 24-Pin connectors at headunit	Use PIE Part # FRDW/PC-*** if pre-wired.
Grand Marquis	2005	Not Compatible		
Marauder	2003-2004	FRD03/PC-***	16 & 24-Pin connectors at headunit	Use PIE Part # FRDW/PC-*** if pre-wired.
Mariner	2005-2006	Not Compatible		
Milan	2006	Not Compatible		
Montego	2005-2006	Not Compatible		
Monterey	2005-2006	Not Compatible		
Mountaineer	1997	FRDR/PC-***	13 & 14-Pin connectors at RCU in rear passenger panel	JBL or LUX Audio System.
Mountaineer	1997	FRDF/PC-***	16-Pin connector at headunit	Premium Audio System.
Mountaineer	1998-2004	FRDN/PC-***	20-Pin connector at headunit	Must be an external CD Changer capable radio.
Mountaineer	2004-2007	Not Compatible		
Sable	1996-2006	FRDR/PC-***	13 & 14-Pin connectors at RCU in trunk or rear	Oval-Faced radio.
Tracer	1997-2002	FRDW/PC-***	12-Pin connector in trunk or rear	Use PIE Part # FRDW/PC-*** at headunit if pre-wired.
Villager	1997-1998	FRDF/PC-***	16-Pin connector at headunit	Must be an external CD Changer capable radio.
Villager*	1999-2002	FRDN/PC-***	20-Pin connector at headunit	Must be an external CD Changer capable radio.
<p>➔ *** at the end of part # indicates that part is available for ALP, KNN, KNNSR, PIOX, SAN and SON (Alpine, Kenwood, Pioneer, Sanyo and Sony 6-disc changers, Pioneer XM or Kenwood Sirius receivers).</p> <p>*Note: If the 2001-2002 Villager is equipped with factory video system, use PIE Part # FRDW/PC-***. (Factory pre-wire found in lower back section of radio dash console).</p>				
<u>MERCEDES</u>				
C Class	1996-1998	MBZ/PC-ALP	Pre-wired 10-Pin connector in rear driver side	
CL Class	1998	MBZ/PC-ALP	Pre-wired 10-Pin connector in rear driver side	
CLK Class	1998	MBZ/PC-ALP	Pre-wired 10-Pin connector in rear driver side	
E Class	1996-1998	MBZ/PC-ALP	Pre-wired 10-Pin connector in rear driver side	
ML Class	1998	MBZ/PC-ALP	Pre-wired 10-Pin connector in rear driver side	
S Class	1996-1998	MBZ/PC-ALP	Pre-wired 10-Pin connector in rear driver side	
SL Class	1996-1998	MBZ/PC-ALP	Pre-wired 10-Pin connector in rear driver side	
SLK Class	1998	MBZ/PC-ALP	Pre-wired 10-Pin connector in rear driver side	
<u>MINI</u>				
Cooper	2002-2006	BMW/PC-***	3 & 6-Pin connectors in trunk	
<p>➔ *** at the end of part # indicates that part is available for ALP, KNNSR, PIOX, SAN and SON (Alpine, Kenwood, Pioneer, Sanyo-based and Sony 6-disc changers, Pioneer XM or Kenwood Sirius receivers).</p> <p>Note 1: Not compatible if vehicle is equipped with DSP.</p>				
<u>NISSAN</u>				
Quest	1997-1998	FRDF/PC-***	16-Pin connector at headunit	Must be an external CD Changer capable radio.
Quest	1999-2003	FRDN/PC-***	20-Pin connector at headunit	Must be an external CD Changer capable radio.
Quest	2004-2007	Not Compatible		
<p>➔ *** at the end of part # indicates that part is available for ALP, KNN, KNNSR, PIOX, SAN and SON (Alpine, Kenwood, Pioneer, Sanyo-based and Sony 6-disc changers, Pioneer XM or Kenwood Sirius receivers).</p> <p>Note 1: If the 2001-2003 Quest is equipped with factory video system, use PIE Part # FRDW-AUX. (Factory pre-wire found in lower back section of radio dash console)</p>				



DPX™ PLUS DIGITAL PROTOCOL TECHNOLOGY APPLICATION GUIDE

MAKE/MODEL	YEAR(S)	PIE PART#	LOCATION	NOTES
<u>OLDSMOBILE</u>				
Achieva	1996-1998	GM10/PC-KNW	10-Pin connector in trunk	
Alero	1999-2000	GM10/PC-KNW	10-Pin connector in trunk	
Alero	2002-2004	GM12/PC-***	12-Pin connector at headunit	Radio must have a "BAND" button.
Aurora	1995-1999	GM10/PC-KNW	10-Pin connector in trunk	
Bravada	2002-2005	GM12/PC-***	12-Pin connector at headunit	Radio must have a "BAND" button.
Cutlass	1997-1999	GM10/PC-KNW	10-Pin connector in trunk	
Cutlass Supreme	1995-1997	GM10/PC-KNW	10-Pin connector in trunk	
Eighty-Eight	1996-1999	GM10/PC-KNW	10-Pin connector in trunk	
Intrigue	1998-2001	GM10/PC-KNW	10-Pin connector in trunk	
Intrigue	2002	GM12/PC-***	12-Pin connector at headunit	Radio must have a "BAND" button.
LSS	1996-1999	GM10/PC-KNW	10-Pin connector in trunk	
Regency	1997-1998	GM10/PC-KNW	10-Pin connector in trunk	
Silhouette	1996-1999	GM9/PC-KNW	9-Pin connector at headunit	Radio must be AM/FM/Cassette with "TAPE/AUX" button.
Silhouette	2002-2004	GM12/PC-***	12-Pin connector at headunit	Radio must have a "BAND" button.

→ *** at the end of part # indicates that part is available for KNNSR or PIOX (Kenwood CD Changer/ Sirius receiver, or Pioneer CD Changer/XM receiver).
 Note 1: GM vehicles 1995-2001 require GM factory CD data cable – Part # 12344003, if not pre-wired.

<u>PLYMOUTH</u>				
Acclaim	1995	CHRY/PC-***	8-Pin connector at headunit	
Breeze	1996-2000	CHRY/PC-***	8-Pin connector at headunit	
Grand Voyager	1995-2000	CHRY/PC-***	8-Pin connector at headunit	
Neon	1995-2000	CHRY/PC-***	8-Pin connector at headunit	
Prowler	1997-2000	CHRY/PC-***	8-Pin connector at headunit	
Voyager	1995-2000	CHRY/PC-***	8-Pin connector at headunit	

→ *** at the end of part # indicates that part is available for ALP, KNN, SAN (Alpine, Kenwood, or Sanyo-based CD Changer).
 Note 1: Radio must be one of the following CD Changer controller headunits:

- 5-preset radio with 5-band EQ, "DISC ^" and "DISC v" on presets 1 and 5, and "MODE" button,
- 6-preset radio with Bass and Treble slider controls, "DIRECT DISC SELECT 1-6", printed above radio presets, and "MODE/EJECT" button.

<u>PONTIAC</u>				
Aztec	2002-2006	GM12/PC-***	12-Pin connector at headunit	Radio must have a "BAND" button.
Bonneville	1996-1999	GM9/PC-KNW	9-Pin connector at headunit	
Firebird	1996-2002	GM9/PC-KNW	9-Pin connector at headunit	
G6	2005-2006	Not Compatible		
GTO	2004-2006	Not Compatible		
Grand Am	1996-2000	GM9/PC-KNW	9-Pin connector at headunit	
Grand Am	2002-2005	GM12/PC-***	12-Pin connector at headunit	Radio must have a "BAND" button.
Grand Prix	1996-2003	GM9/PC-KNW	9-Pin connector at headunit	
Grand Prix	2004-2006	GM12/PC-***	12-Pin connector at headunit	Radio must have a "BAND" button.
Montana	1999	GM9/PC-KNW	9-Pin connector at headunit	
Montana	2002-2005	GM12/PC-***	12-Pin connector at headunit	Radio must have a "BAND" button.
Sunfire	1996-1999	GM9/PC-KNW	9-Pin connector at headunit	
Sunfire	2002-2005	GM12/PC-***	12-Pin connector at headunit	Radio must have a "BAND" button.
TransSport	1996-1998	GM9/PC-KNW	9-Pin connector at headunit	
Vibe	2003-2005	GM12/PC-***	12-Pin connector at headunit	Radio must have a "BAND" button.


→ *** at the end of part # indicates that part is available for KNNSR or PIOX (Kenwood CD Changer/ Sirius receiver, or Pioneer CD Changer/XM receiver).
 Note 1: AM/FM/SINGLE CD headunits use 9-Pin data port for an OEM cassette deck and are not compatible with the GM9/PC-KNW.
 Note 2: Pontiac radios 2000 and earlier are not capable of controlling two units; therefore, these radios will need to have the slave unit disconnected in order to use the GM9/PC-KNW.

<u>SATURN</u>				
All Models	1995-1999	GM10/PC-KNW	10-Pin connector in trunk	Requires Saturn Part # 21023550 and Part # 21023253 if not pre-wired.
Relay	2005-2006	GM12/PC-***	12-Pin connector at headunit	

<u>SCION</u>				
tC	2004-2006	TOY03/PC-***	12-Pin connector at headunit	
xA	2003-2006	TOY03/PC-***	12-Pin connector at headunit	
xB	2003-2006	TOY03/PC-***	12-Pin connector at headunit	

→ *** at the end of part # indicates that part is available for ALP, CLR, PIOX, SAN and SON (Alpine, Clarion, Pioneer, Sanyo-based and Sony 6-disc changers, Pioneer XM or Kenwood Sirius receivers).
 Note 1: Not compatible if equipped with factory Satellite.

<u>TOYOTA</u>				
Avalon	1998-2002	TOY/PC-***	12-Pin connector at headunit	
Avalon	2003-2006	TOY03/PC-***	12-Pin connector at headunit	



DPX™ PLUS DIGITAL PROTOCOL TECHNOLOGY APPLICATION GUIDE

MAKE/MODEL	YEAR(S)	PIE PART#	LOCATION	NOTES
4Runner	1998-2002	TOY/PC-***	12-Pin connector at headunit	
4Runner	2003-2006	TOY03/PC-***	12-Pin connector at headunit	
Camry	1998-2004	TOY/PC-***	12-Pin connector at headunit	
Camry	2005-2007	TOY03/PC-***	12-Pin connector at headunit	
Camry Solara	2000-2002	TOY/PC-***	12-Pin connector at headunit	
Camry Solara	2003-2007	TOY03/PC-***	12-Pin connector at headunit	
Celica	1998-2002	TOY/PC-***	12-Pin connector at headunit	
Celica	2003-2005	TOY03/PC-***	12-Pin connector at headunit	
Corolla	1998-2004	TOY/PC-***	12-Pin connector at headunit	
Corolla	2005-2007	TOY03/PC-***	12-Pin connector at headunit	
Highlander	2001-2003	TOY/PC-***	12-Pin connector at headunit	
Highlander	2004-2006	TOY03/PC-***	12-Pin connector at headunit	
Land Cruiser	1998-2002	TOY/PC-***	12-Pin connector at headunit	
Land Cruiser	2003-2006	TOY03/PC-***	12-Pin connector at headunit	
Matrix	2005-2006	TOY03/PC-***	12-Pin connector at headunit	
MR2	1998-2002	TOY/PC-***	12-Pin connector at headunit	
MR2	2003-2005	TOY03/PC-***	12-Pin connector at headunit	
RAV4	1998-2005	TOY/PC-***	12-Pin connector at headunit	
Sequoia	2000-2002	TOY/PC-***	12-Pin connector at headunit	
Sequoia	2003-2006	TOY03/PC-***	12-Pin connector at headunit	
Sienna	1998-2003	TOY/PC-***	12-Pin connector at headunit	
Sienna	2004-2006	TOY03/PC-***	12-Pin connector at headunit	
Tacoma	1998-2004	TOY/PC-***	12-Pin connector at headunit	
Tacoma	2005-2007	TOY03/PC-***	12-Pin connector at headunit	
Tundra	2000-2002	TOY/PC-***	12-Pin connector at headunit	
Tundra	2003-2007	TOY03/PC-***	12-Pin connector at headunit	
Yaris	2007	TOY03/PC-***	12-Pin connector at headunit	

→ *** at the end of part # indicates that part is available for ALP, CLR, PIOX, SAN and SON (Alpine, Clarion, Pioneer, Sanyo-based and Sony 6-disc changers, Pioneer XM or Kenwood Sirius receivers).

Note 1: Not compatible with vehicles equipped with factory Navigation.

Note 2: Not compatible if equipped with XM Rear Seat Entertainment (RSE) or 6-disc DVD Changer.

VOLKSWAGEN

Beetle	1998-2007	VWR/PC-***	8-Pin connector at headunit	Use PIE Part # VW/PC-*** if pre-wired.
Cabrio	1998-2002	VWR/PC-***	8-Pin connector at headunit	Use PIE Part # VW/PC-*** if pre-wired.
Eurovan	1999-2003	VWR/PC-***	8-Pin connector at headunit	Use PIE Part # VW/PC-*** if pre-wired.
Golf	1998-2002	VWR/PC-***	8-Pin connector at headunit	Use PIE Part # VW/PC-*** if pre-wired.
Golf	2003-2007	VW02/PC-***	12-Pin connector at headunit.	Use PIE Part # VW/PC-*** if pre-wired.
GTI	1999-2002	VWR/PC-***	8-Pin connector at headunit	Use PIE Part # VW/PC-*** if pre-wired.
Jetta	1998-1999	VWR-AUX	8-Pin connector at headunit	Use PIE Part # VW/PC-*** if pre-wired.
Jetta	1999-2007	VW02/PC-***	12-Pin connector at headunit.	Use PIE Part # VW/PC-*** if pre-wired.
Passat	1998-2002	VWR/PC-***	8-Pin connector at headunit	Use PIE Part # VW/PC-*** if pre-wired.
Passat	2003-2007	VW02/PC-***	12-Pin connector at headunit.	Use PIE Part # VW/PC-*** if pre-wired.
Phaeton	2004-2007	Not Compatible		
Touareg	2004-2006	VW02/PC-***	12-Pin connector at headunit.	Use PIE Part # VW/PC-*** if pre-wired.

→ *** at the end of part # indicates that part is available for ALP, KNN, KNNSR, PAN, PIOX, SAN and SON (Alpine, Kenwood, Panasonic, Pioneer, Sanyo-based and Sony 6-disc changers, Pioneer XM or Kenwood Sirius receivers).

Note 1: Parts ending with "PAN" require Panasonic data cable.


Note 2: Panasonic 8-Disc CD Changer not compatible with 2000-2005 VW Premium V (Monsoon) radios identified by "MID" button next to volume knob.

Note 3: Not compatible if equipped with factory Satellite.

VOLVO

240	1993	VOL/PC-ALP	8-Pin connector at headunit
850	1993-1997	VOL/PC-ALP	8-Pin connector at headunit
940	1993-1997	VOL/PC-ALP	8-Pin connector at headunit
960	1993-1997	VOL/PC-ALP	8-Pin connector at headunit
C70	1998-2000	VOL/PC-ALP	8-Pin connector at headunit
S40	2000	VOL/PC-ALP	8-Pin connector at headunit
S70	1998-2000	VOL/PC-ALP	8-Pin connector at headunit
S80	1999-2000	VOL/PC-ALP	8-Pin connector at headunit
S90	1997-1998	VOL/PC-ALP	8-Pin connector at headunit
V40	2000	VOL/PC-ALP	8-Pin connector at headunit
V70	1998-2000	VOL/PC-ALP	8-Pin connector at headunit
V90	1997-1998	VOL/PC-ALP	8-Pin connector at headunit

Note 1: Compatible with "CR" and "SC" series radios only.



**DPX™ PLUS DIGITAL PROTOCOL TECHNOLOGY
APPLICATION GUIDE**

CD CHANGERS

AUDIOVOX (SAN)	6 Disc SP6CDS	10 Disc SP10CDS	10 Disc SP11CDS					
ALPINE (ALP)	6 Disc CHM-611	6 Disc CHM-620	CHM-630					
BLAUPUNKT (SAN)	6 Disc CDC-RF6IR							
CLARION (CLR)	6 Disc CDC-605	6 Disc CDC-634	6 Disc CDC-635					
KENWOOD (KNN) (See Note 1)	6 Disc KDC-C665	6 Disc KDC-C667	10 Disc KDC-C715	10 Disc KDC-C717	Excelon 10 Disc KDC-CX85	Excelon 10 Disc KDC-X87	6 Disc KDC- C669	10 Disc KDC-C719
PANASONIC (PAN / PAN6 / PAN8)	6 Disc CX-DP601	6 Disc CX-DP610	8 Disc CX-DP801	8 Disc CX-DP88U	8 Disc CXD-P88O			
PIONEER (PIOX)	6 Disc CDX-P676	6 Disc CDX-P680	6 Disc CDX-P686					
PRESTIGE (SAN)	6 Disc SP6CDP	10 Disc SP10CDP	10 Disc SP11CDP					
RAMPAGE (SAN)	10 Disc ACC-50							
SANYO (SAN)	6 Disc MAX3000	10 Disc AX500	10 Disc EAX510					
SONY (SON)	6 Disc CDX-T68X	6 Disc CDX-T69	6 Disc CDX-T70MX	6 Disc CDX-T70MX	10 Disc CDX-656	10 Disc CDX-757MX		
PIONEER XM TUNERS (PIOX)	GEX-P900XM		GEX-FM903XM		GEX-P910XM		GEX-P920XM	
KENWOOD SIRIUS TUNERS (KNNSR)	KTC-SR902		KTC-SR901		KTC-SR903			
KENWOOD MUSIC KEG (KNNSR)	KHD-CX910		KHD-C710					
Note 1: When using the Kenwood "KNN" protocol converters with Kenwood changers equipped with a "O-N" switch, the switch must be set to "N" position prior to installation.								